

BS6 

**SUCCESS IS A
LONG JOURNEY.
START HERE.**

INTRODUCING

**D-MAX
S-CAB**




THE POWER YOU NEED TO GET AHEAD.



Over **10 Lakh***
engines sold worldwide

Powerful & proven engine with
VGS technology
For unbeatable performance.



220mm high ground clearance**
Now tackle any road.



Low 6.1m turning radius^{*}
To access even the narrowest of roads.



Refined 5-speed gearbox with overdrive
For precise and smooth drivability.



Aerodynamic design
For stability and lower NVH.

^{*}Standard Ride variant.

THE ONE YOU CAN DEPEND ON.




High tensile steel body

Provides superior strength and ruggedness for the long run.



iGrip platform

Modern, new generation platform for high performance.



Stronger suspension

Heavy duty suspension that provides optimum load carrying capability.



Protective all-round electro deposition coating

Prevents rusting and provides long-lasting performance.



Tested for over 40 LAKH km[#]
Making the D-Max S-Cab an extremely reliable product.

#40 LAKH km is the sum of distance covered under various test conditions in multiple vehicles.

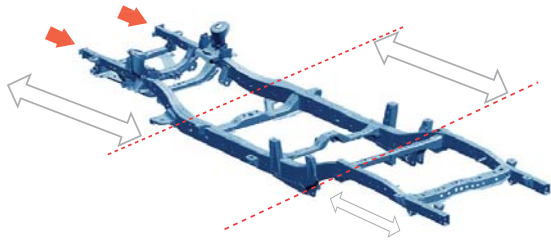


Graphite coated pistons

Extends engine life by preventing wear and tear during cold starts.

**TOWARDS YOUR
GOALS, SAFELY.**





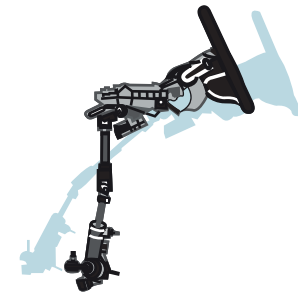
Collapsible chassis with crumple zones

Provides more safety to occupants during front and rear collisions.



Cross-car front beam and side-door intrusion beams

Provides added safety from front and side impacts.



Collapsible steering column

Added safety for the driver in the event of a frontal collision.



Efficient braking system

With 26.6 cm brake boosters, ventilated disc and twin pot calipers.



Underbody protection kit

Steel skid plate and engine bottom guard to safeguard the key vehicle aggregates.



Brake

Brake (LSPV)


LSPV (Load Sensing Proportioning Valve)

An intelligent braking system that corresponds to the load and reacts accordingly preventing wheel skidding.


MAKES A TOUGH JOB EASIER.



Fabric seat covers
When style meets comfort.



Front independent double wishbone suspension
Heavy duty suspension for superior comfort and unmatched on-road durability.



6-way adjustable driver seat
Customizable support for the driver's comfort.



Powered windows with driver auto-down

Automated convenience for the driver and the passengers.



Large wheels [40.6 cm] with tubeless tyres

For better comfort and safety.



A/C with blower, heater, dust and pollen filter

Maximum comfort for all passengers.



ALWAYS READY TO GO AGAIN.



Central Locking System
More control for the driver.



Multiple storage spaces
More space while on the go.



Rear 60:40 tip-up seats
Flexibility to create extra
cargo space.



Large cargo bed

A 2.2 m² load deck that can efficiently carry all your load.



Dual position tailgate handle

Facilitates easy opening during loading and unloading.



Large ORVM with casing

Ensures no change in mirror position even after folding.

THE NEW ISUZU D-MAX S-CAB. NOW BETTER THAN EVER.



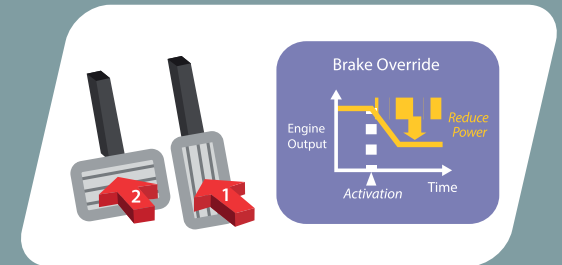
Gear shift indicator

Prompts the driver to upshift or downshift according to engine RPM.



Co-driver sliding seat

Better comfort and control for the co-passenger in the front seat.



Brake override system

An intelligent system that reacts to panic stopping of the vehicle, even when the accelerator is pressed with the brakes.



High contrast and stylish instrument cluster

Modern instrument cluster providing optimum visibility during day and night.



Rear parking sensor

For maximum ease of parking.



High mount stop lamp

Extra precaution for the vehicle approaching from the rear.

**FOR
EVERY ROAD,
EVERY LOAD.**

Interior Contractor



Event Management



Architect

SPECIFICATIONS AND FEATURES

Model	S-CAB SR	S-CAB HR
Emission	BS6	BS6
Engine		
Type	4 Cylinder, Common Rail, VGT Intercooled Diesel	
Engine Displacement	2499 cm ³	
Max Power	58 kW (78 hp) @ 398 rad/s (3800 rpm)	
Max Torque	176 Nm @ 157 – 251 rad/s (1500-2400 rpm)	
Transmission		
No. of speeds, Shift type	5 Speed, Manual	
Suspension		
Front	Double Wishbone, Coil Spring	
Rear	Semi-Elliptic Leaf Spring	
Wheel		
Rim Size	6.5J x 15 (38.1 cm)	6.5J x 16 (40.6 cm)
Tyre Size	215/70 R15C	205/R16C
Tyre Type	Radial, Tubeless	
Brakes and Steering		
Brake Type	Hydraulic Brake with large Booster (26.67 cm) and LSPV	
Front Brake	Ventilated Disc with Twin Pot Caliper	
Rear Brake	Drum	
Steering Type	Hydraulic Power Assist with Tilt Adjustment	
Dimensions		
Overall Vehicle (LxWxH)	5190 mm x 1775 mm x 1690 mm	5190 mm x 1860 mm x 1780 mm
Wheelbase	3095 mm	
Cargo Deck (Inner) (LxWxH)	1485 mm x 1530 mm x 465 mm	
Turning Circle Radius	6.1 m	6.3 m
Capacity		
Fuel Tank	55 litre	
Seating	5	
Weight		
Payload	1100 kg	1055 kg
GVW	2850 kg	
Kerb Weight	1750 kg	1795 kg

COMFORT AND CONVENIENCE	
Power Steering with Tilt Adjustment	
Air Conditioner with Heater	
Dust and Pollen Filter	
Rear Air Duct on Floor Console	
Driver Seat and Seat-belt Height Adjuster	
All Power Windows with Auto-down for Driver	
Central Locking	
Inner and Outer Dash Noise Insulation	
Fabric Seat Cover and Moulded Roof Lining	
Clutch Footrest	
High Contrast New Gen Digital Display with Clock	
Gear Shift Indicator	
Front Wiper with Intermittent mode	
ORVMs with Adjustment Retention	
Large A-pillar Assist Grip	
Co-driver seat sliding	
Sun visor for driver & co-driver	
UTILITY	
Flexible Rear Seat - Foldable with 60:40 Tip-up	
Multiple Storage Compartments	
Multiple Bottle and Cup Holders	
Twin Glove Box and Full Floor Console with Lid	
Twin 12 V Mobile charging points	
Dual Position Tailgate with Centre-lift type Handle	
4 Speakers with pre-wiring	
SAFETY AND SECURITY	
Hydraulic Brake with large Booster (26.67 cm) and LSPV	ELR Seat Belts
Ventilated Front Disc Brake with Twin Pot Caliper	Child Lock on Rear Doors
Brake Override System	Tubeless Tyres
Chassis and Cabin with Crumple Zones	Large tyres (40.64 cm)
Cross Car Front Beam	
Door Side Intrusion Beams	
Steel Skid Plate with Engine Bottom Guard	
Collapsible Steering Column	
Day and Night Inside Rear View Mirror	
Rear Parking Assist System	
Warning Lights and Buzzers	

PICK FROM THE BEST.

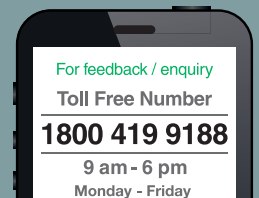
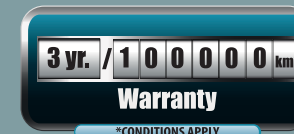


Disclaimer -The ISUZU D-MAX S-CAB vehicle can only be registered as 'Commercial Vehicle' in India and can only be driven by person/s holding a valid 'Light Commercial Vehicle' license or such other as may be prescribed under the relevant norms prevalent under different states in India in line with the Motor Act 1988 and Central Motor Vehicle Rules, 1989 as amended from time to time. The information provided in this brochure should be viewed as accurate at the time of going to print. Images shown are only for representation purpose. The illustrations/images may show optional equipment and accessories which are not part of the standard package. The product specifications/variants/colours

shown in the brochure are subject to change without notice and the manufacture reserves the right to change/modify elements of vehicle specifications and equipment/accessories. Actual vehicle colours in the brochure may vary from those shown owing to limitations in printing. Model series ISUZU D-MAX S-CAB comply with Bharat Stage VI emission norms. Date of going to print – 5th October, 2020

For more information, visit us at: www.isuzu.in

ISUZU Motors India | YouTube | IsuzuMotorsIndia



ISUZU

NEVER STOP

ISUZU MOTORS INDIA PRIVATE LIMITED

9th Floor, Prestige Centre Court - Office Block,
Vijaya Forum Mall, No. 183, N. S. K Salai,
Vadapalani, Chennai - 600 026, Tamil Nadu, India.
Toll Free No.: 1800 4199 188